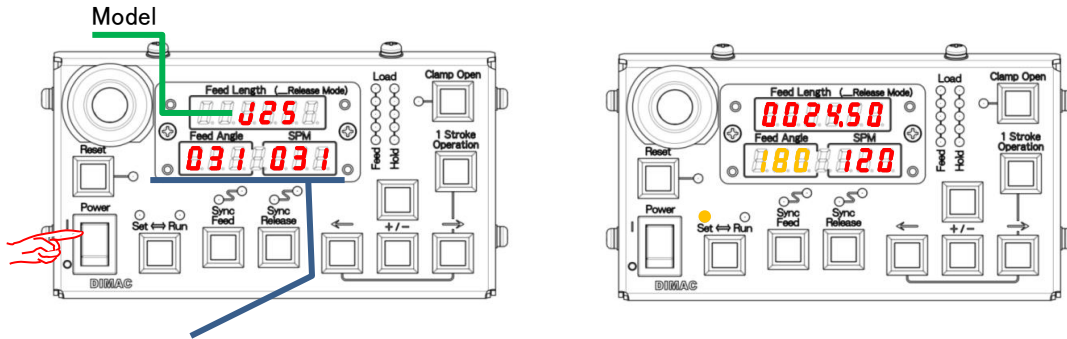


Please note that "Release Mode" can not be changed by "Set" state only since the program number 031. The applicable controller types are two models of 410C and 450C.

410C

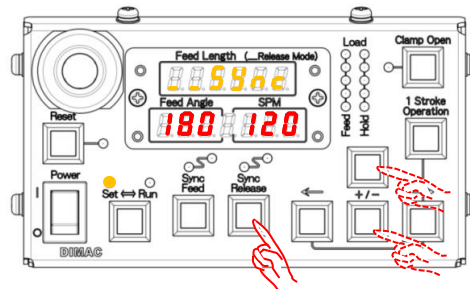
When the power is turned on, the program number is displayed in "Feed Angle" and "SPM", next the feeder is shifted to the "Set".



Program number

When you change the "Release Mode"

First, Push "Release Mode" switch ; "Feed Length (Release Mode)" displays **59nc** ; you can change the release mode by "+ / -" switches, unless you turn off the "Sync Release" switch.



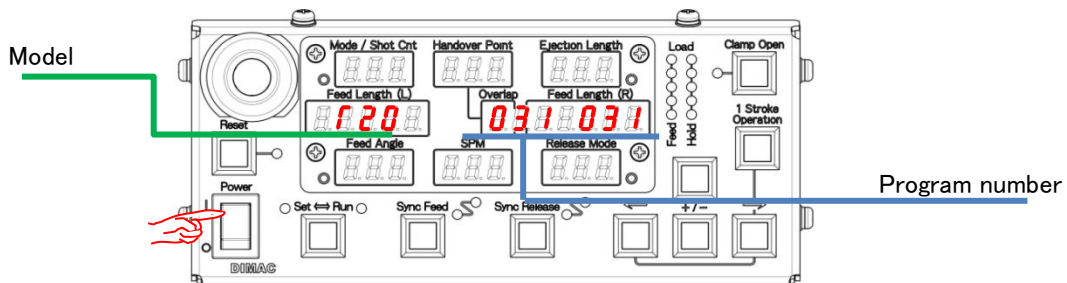
After setting, you turn on Run by pushing "Set ⇌ Run" switch, the setting is finished.



When you turn off "Sync Release" switch, the display is changed to the display of Feed Length, but the settings of "Release Mode" is kept.

450C

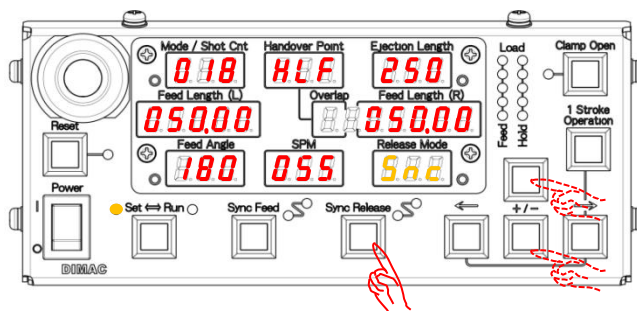
When the power is turned on, the program number is displayed in "Overlap" and "Feed Length (R)", next the feeder is shifted to the "Set".



Program number

When you change the "Release Mode"

Hold down "Release Mode" switch, you can change the release mode by "+ / -" switches.



After setting, you turn on Run by pushing "Set ⇌ Run" switch, the setting is finished.